



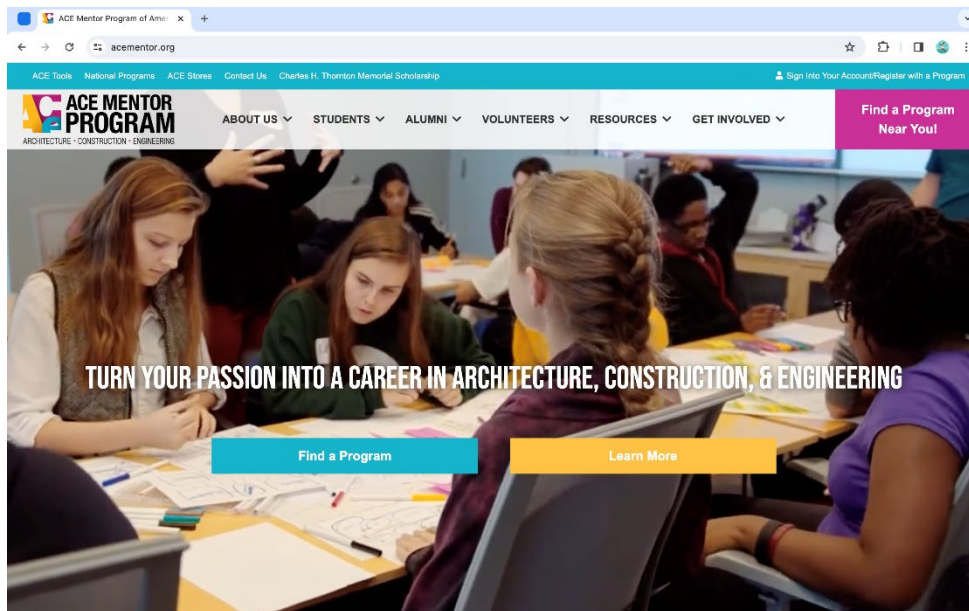
## ACE MENTOR PROGRAM ALUMNI ONLINE REGISTRATION GUIDE

In this guide, we will navigate you through our [ACE Mentor Alumni Registration](#) site. Follow the steps below for a quick and easy process.

If you prefer video instructions, please check out our video tutorials:

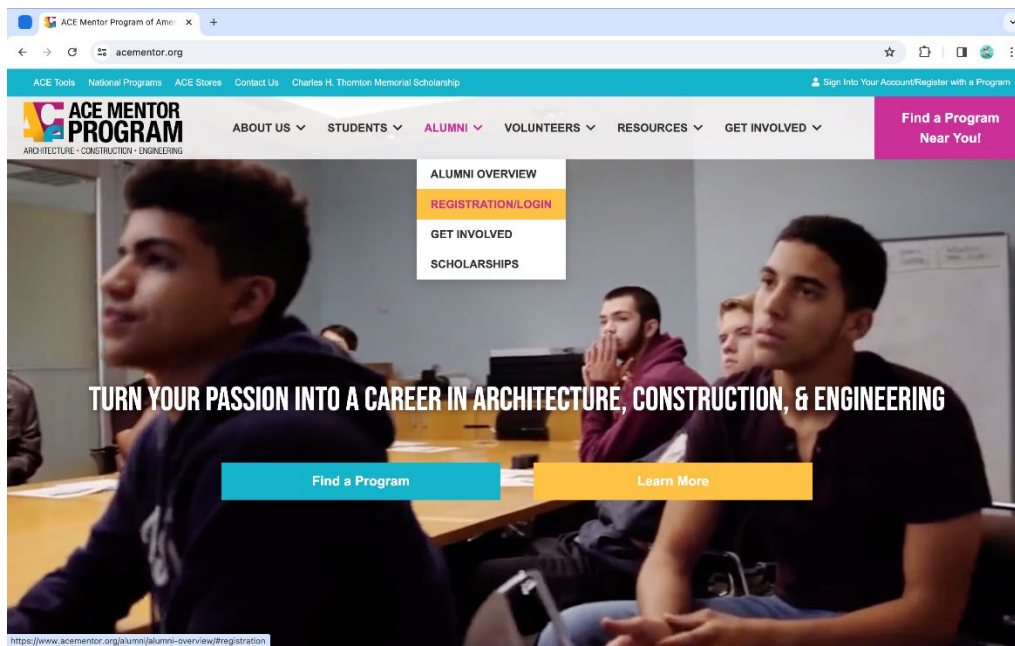
- [Alumni Registration Recent Student](#)
- [Alumni Registration Retroactive](#) (for those that no longer have access to student email from ACE profile)

### STEP 1: Visit [ACE Mentor](#)





**STEP 2:** Select [REGISTRATION/LOGIN](#) under the Alumni section on the ACE Mentor website.



**STEP 3:** Select [Register Here](#) to begin the registration process.



**STAY CONNECTED - ACCESS YOUR BENEFITS AS AN ACE ALUMNI.**

**ARE YOU USING ALL OF THE RESOURCES AVAILABLE TO YOU AS AN ACE ALUM?**

Staying in touch with ACE means exclusive access to scholarships, internships, and job opportunities – just to name a few. Register as an ACE alum to receive information about these opportunities straight to your inbox! Sign into your former ACE student account and [register here](#). If you need help accessing your profile in the database, [please let us know](#).

*Pro tip: be sure to update your email address to a permanent email address that you check regularly (instead of a high school email).*

**GIVE BACK THROUGH MENTORING.**

More than half of ACE alumni would like to continue their involvement with ACE through mentorship. Volunteering your time to serve as a mentor is a great way to give back to your local community, develop your professional network, and stay connected to ACE!

<https://app.acementor.org/login>

**STEP 4:** Input your email address and password to proceed to the ACE Mentor student portal. **\*Remember to update your email address to a current one.**

If you forgot your password, click forgot password and follow the necessary steps on that corresponding page.

**2023-2024 Registration is now open!**

Returning participants [login](#) to your profile  
First-time participants [create a new profile](#)

[More info on your local ACE program](#)

**ACE MENTOR PROGRAM**

**SIGN IN TO YOUR ACCOUNT**

LOGIN

Email

PASSWORD

Credentials

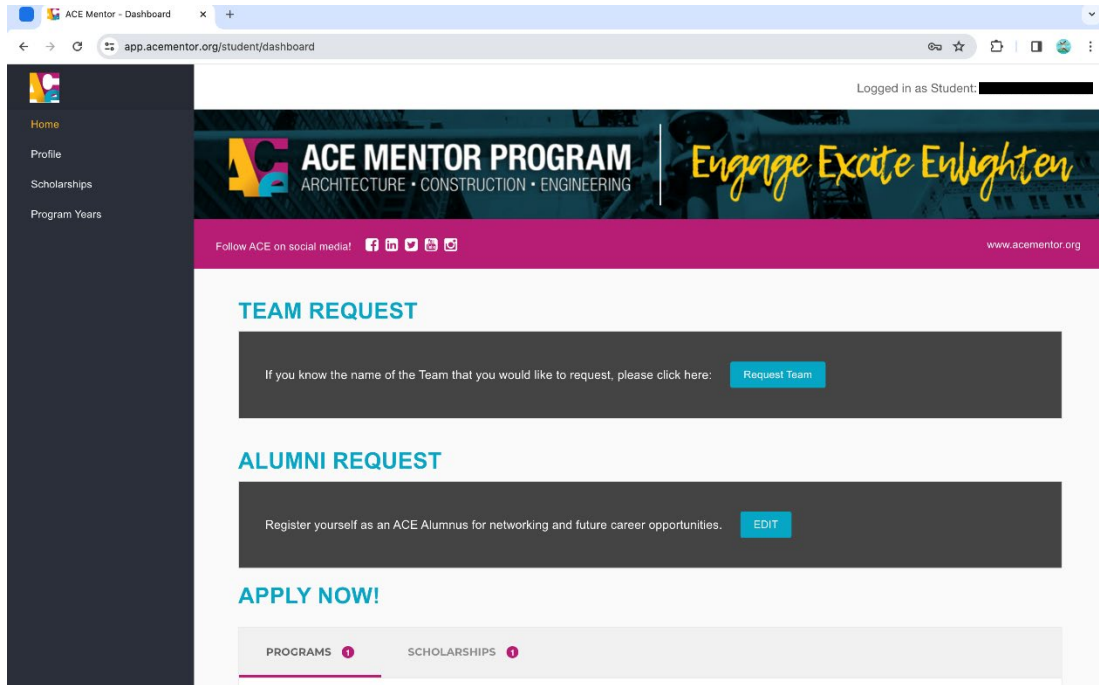
Keep Me Signed in [Forgot Password?](#)

I'm not a robot

Sign in



**STEP 5 :** Once logged in, your screen should look similar to the screenshot below. Now, click 'edit' under Alumni Request to proceed to the next page.



**STEP 6 :** Update your email address as well as any new information you can provide.

The screenshot shows the "REGISTER AS AN ALUMNUS" form. It includes a warning message: "IMPORTANT!!! Do we have your most current contact info? Please update your contact information so we can keep in touch with new opportunities." The form is divided into two sections: "CONTACT INFORMATION" and "EDUCATION".

**CONTACT INFORMATION**

|                      |                   |                  |                     |
|----------------------|-------------------|------------------|---------------------|
| FIRST NAME           | Jane              | LAST NAME        | Doe                 |
| PRIMARY EMAIL        | janedoe@gmail.com | SECONDARY EMAIL  | janedoe01@gmail.com |
| STUDENT'S CELL PHONE | 541-234-0952      | ALTERNATE PHONE  | 327-894-0132        |
| ADDRESS 1            | 78643 Apple St.   |                  |                     |
| CITY                 | St. Louis         | STATE / PROVINCE | Missouri            |
| ZIP CODE             | 68741             |                  |                     |

**EDUCATION**

|                          |                         |                   |                      |
|--------------------------|-------------------------|-------------------|----------------------|
| INSTITUTE NAME           | Cal Poly                | TYPE OF INSTITUTE | College / University |
| MAJORS OR AREAS OF FOCUS | Other (write in)        | TYPE OF DEGREE    | Bachelor's (BA)      |
| IF OTHER (WRITE IN)      | Business Administration |                   |                      |



**STEP 7:** Lastly, scroll to the bottom and select Register to save your new information.

The screenshot shows a web browser window with the URL `app.acementor.org/student/alumnus`. The page is titled "CERTIFICATION / ACCREDITATION" and is logged in as a student. The form is divided into two main sections:

- PROFESSIONAL CERTIFICATIONS AND LICENSES:** A list of checkboxes for various professional credentials, including CCM (Certified Construction Manager), CGB (Certified Graduate Builder), LEED, SECB (Structural Engineering Certification Board), Registered Architect, Registered Landscape Architect, Registered Engineer, Registered Interior Designer, Licensed Builder/Contractor, AICP (Urban Planning), Engineers in Training (EIT), P.E. Certificate, and Other (Write In).
- ADDITIONAL INFORMATION:** Two dropdown menus for "MOST RECENT AFFILIATE WHERE I PARTICIPATED IN ACE" (set to "CA Los Angeles/Orange County") and "LAST PROGRAM YEAR I PARTICIPATED AS A STUDENT" (set to "Program Year 2018-2019"). Below these is a question: "ARE YOU INTERESTED IN GETTING INVOLVED IN AN ACE PROGRAM IN YOUR CURRENT AREA OF RESIDENCE? ex: as a mentor, donor, guest speaker, event organizer, fundraiser, social media manager, etc." with radio buttons for "YES" and "NO" (selected).

A blue "Register" button is located at the bottom right of the form. A copyright notice "Copyright © 2024 ACE Mentor. All rights reserved." is visible at the bottom of the page.